



Toll Free: 1-866-482-0833
 Fax: 1-516-333-4540
 www.doorknobsonline.com

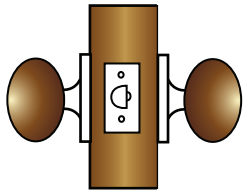
Name: _____
 Address: _____
 City/State: _____ Zip Code: _____
 Phone: _____ E-mail: _____

Interior Door Hardware Order Worksheet

#	Location	Function	Handing	Backset	Notes
Ex.	Ben's Bedroom	Privacy	<input type="checkbox"/> Right <input checked="" type="checkbox"/> Left <input type="checkbox"/> N/A	2 - 3/8"	
1			<input type="checkbox"/> Right <input type="checkbox"/> Left <input type="checkbox"/> N/A		
2			<input type="checkbox"/> Right <input type="checkbox"/> Left <input type="checkbox"/> N/A		
3			<input type="checkbox"/> Right <input type="checkbox"/> Left <input type="checkbox"/> N/A		
4			<input type="checkbox"/> Right <input type="checkbox"/> Left <input type="checkbox"/> N/A		
5			<input type="checkbox"/> Right <input type="checkbox"/> Left <input type="checkbox"/> N/A		
6			<input type="checkbox"/> Right <input type="checkbox"/> Left <input type="checkbox"/> N/A		
7			<input type="checkbox"/> Right <input type="checkbox"/> Left <input type="checkbox"/> N/A		
8			<input type="checkbox"/> Right <input type="checkbox"/> Left <input type="checkbox"/> N/A		
9			<input type="checkbox"/> Right <input type="checkbox"/> Left <input type="checkbox"/> N/A		
10			<input type="checkbox"/> Right <input type="checkbox"/> Left <input type="checkbox"/> N/A		
11			<input type="checkbox"/> Right <input type="checkbox"/> Left <input type="checkbox"/> N/A		
12			<input type="checkbox"/> Right <input type="checkbox"/> Left <input type="checkbox"/> N/A		
13			<input type="checkbox"/> Right <input type="checkbox"/> Left <input type="checkbox"/> N/A		
14			<input type="checkbox"/> Right <input type="checkbox"/> Left <input type="checkbox"/> N/A		
15			<input type="checkbox"/> Right <input type="checkbox"/> Left <input type="checkbox"/> N/A		

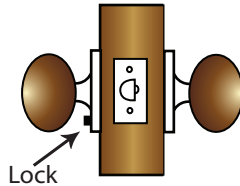
Free Ground Shipping on orders over \$49

Function: (Knob or Lever)



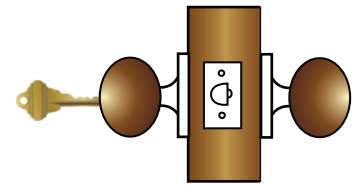
Passage

Designed for doors that do not require a lock, such as a hall or closet.



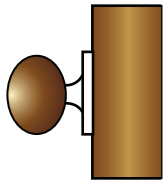
Privacy

Designed for doors that require a lock, such as a bedroom or bathroom.



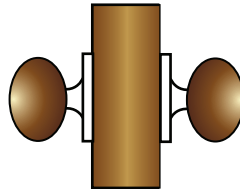
Keyed Entry

Designed for doors requiring added security, a key locks the exterior while a turn/push button locks interior.



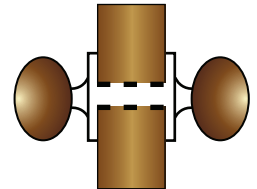
Single Dummy

Non-functional, surface mounted knob or lever. Designed for doors or cabinets that only require a push/pull operation.



Double Dummy

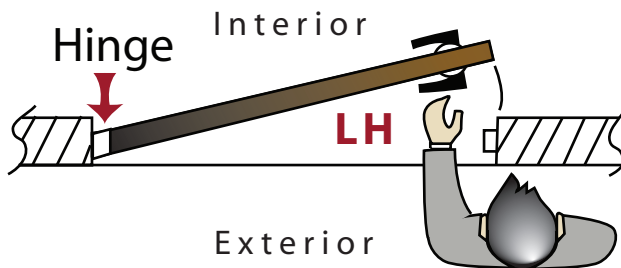
Non-functional, surface mounted knob or lever set. Designed for doors or cabinets that only require a push/pull operation.



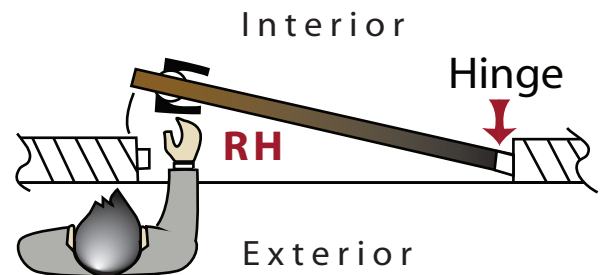
Full Dummy

Non-functional knob or lever set that connect through the door via a pre-drilled hole. Designed for doors or cabinets that only require a push/pull operation.

Handing (Levers only):



LH = Left Handed



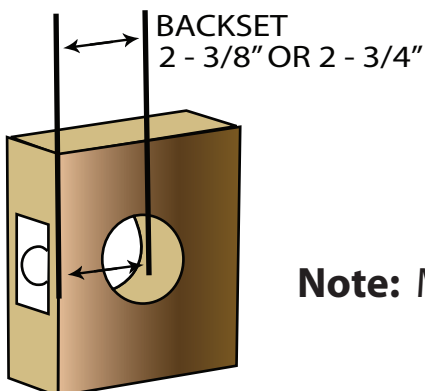
RH = Right Handed

While standing outside of the room, facing the door:

If the hinges are on the right, it is a **Right-Hand** door lever

If the hinges are on the left, it is a **Left-Hand** door lever

Backset:



The distance from the edge of the door to the center of the bore hole is the **Backset**.

Note: Most new predrilled doors are setup for a 2-3/8" backset.